



## The MultiTable Mod-E Pro 2 Step Electric Standing Desk

Our most advanced height adjustable desk  
at a fair price.



### DIMENSIONS AND SPECS:

#### BASE

##### Colors



##### Materials

Powder coated, rolled stamped steel

##### Dimensions

Height Adjustable Range:	21.6" - 47.7"
Height Adjustable Range w/ Top:	22.4" - 48.5"
Width Adjustable Range:	30.8" - 47" or 42.7" - 71"
Top Support Depth:	19.7"
Foot Depth:	22" or 29"
Adjustment Speed:	1.4"/second

##### Weight Limit/Capacity


220 lbs.

##### Warranty

5-year limited

#### DESK TOP

##### Colors



##### Materials

High Quality Wilsonart® or Prism Thermally Fused Laminate Top (TFL) w/ Matching PVC Smooth Edge-banding


##### Sizes

Small Desk Top:	24" x 40" x ¾"
Medium Desk Top:	24" x 48" x ¾"
Large Desk Top:	29" x 57" x ¾"
Extra Large Desk Top:	29" x 72" x ¾"
Custom Desk Tops:	Min. 24" x 36" x ¾"
	Max. 36" x 84" x ¾"

##### Wheel Kit\*

Casters: 2" locking swivel commercial casters.  
Casters add 2 ½" of height to the base.

Experience our finest, most highly advanced and most reliable adjustable height standing desk to date. The MultiTable Mod-E Pro 2 Step is the newly advanced electric adjustable height standing desk solution designed for today's most advanced offices. The MultiTable Mod-E Pro 2 Step provides adjustable cross channels, and top supports making it one of the most adjustable and versatile desk frames on the market. With the ultra quiet height adjustment, low standby power consumption, anti-collision safety, ADA compliant, exceeds BIFMA x5.5 and a digital programmable switch with 3 memory settings included, it is truly the finest standing desk made.





## The MultiTable Mod-E Pro 2 Step Electric Desk Frame

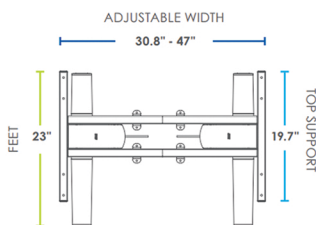
Our most advanced height adjustable desk frame  
at a fair price.



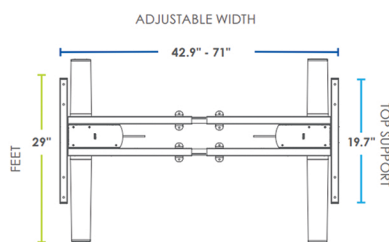
### DIMENSIONS AND RANGE:

#### 2 Models to Accomodate Your Table Top Size

Small w/ 23" Feet



Standard w/ 29" Feet



#### Colors



#### Features


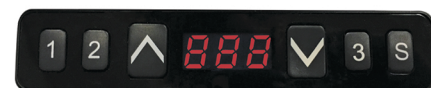
- ▶ Height adjustment range: 26.1" - Low: 21.6" | High: 47.7"
- ▶ Super smooth and fast adjustment speed at 1.4"/second
- ▶ Extremely quiet engineering at <45 db(A)
- ▶ "Soft-Start" and "Soft-Stop" features for smooth movement
- ▶ Roll-stamped steel frame for superior strength and stability
- ▶ Fine powder coat finish for maximum durability
- ▶ Anti-collision safety - Exceeds BIFMA x5.5 - ADA compli
- ▶ 30-day guarantee – zero risk return
- ▶ 5-year limited warranty

#### Models

Small w/ 23" Feet: Fits 20"x31" - 30"x60"  
Standard w/ 29" Feet: Fits 24"x43" - 36"x84"

#### Digital Keypad Included

3 memory settings  
Slides under table top



Designed to offer endless possibilities, freedom, and flexibility in configuring workspace layouts, the MultiTable Mod-E Pro Electric Height Adjustable Desk Frame features make it an ideal solution for a wide range of space planning needs. With adjustable cross channels and 26.1" of height adjustment, this desk frame accommodates a wide range of users and provides the ability to adjust the width for various size worksurfaces. Every Multitable ergonomic desk and accessory is also backed by our amazing customer service and sales team. Call or visit us online today.